




Features:


- Main spindle side adopt BMT55 powered tool turret with interpolation Y axes, sub-spindle side adopt VDI20 non-powered tool turret
- Can realize main spindle side and sub-spindle sides' meantime machining
- Adopt TAIWAN technology, designed by TAIWAN engineer, most parts adopt GERMANY/JAPAN/TAIWAN brand
- Adopt modularization design, has strong extended function, easy for various especial configuration choice
- Adopt HT300 resin sand cast iron, after aging treatment and FEA analysis, small distortion, good torsional strength, good heat stability
- Base adopt multilayer strengthening rib, ensure bed's strength and stability
- Main spindle and sub-spindle adopt high precision electro-spindle unit, big output torque, rapid start-stop speed
- Adopt high precision pre-stretched ball screw, coupled with motor directly by linkager, high transmission rigidity, can realize high precise turning
- Adopt high precision ROLLER type linear guideway, high rigidity, good accuracy holding, suitable for heavy loading and precise machining




Frame




Left VDI20 Hydraulic servo tool turret (non-powered)



X2 Z2 axes




Interpolation Y axes



Parts catcher



Sub-spindle



SCHNEIDER brand electricity parts



FANUC 0i TF CNC controller

Main parts list:

Item	Brand	Item	Brand
CNC controller	JAPAN-FANUC/TAIWAN-SYNTEC	Ball screw	TAIWAN-PMI
Servo driver&motor	JAPAN-FANUC/TAIWAN-SYNTEC	Linear guideway	TAIWAN-PMI
Spindle	CHINA brand(electro-spindle)/ TAIWAN-KENTURN(mechanical spindle)	Hydraulic collet/chuck	TAIWAN-AUTOGRIP
Spindle bearing	JAPAN-NSK/NTN	Hydraulic parts	TAIWAN/JAPAN
Ball screw bearing	JAPAN-KOYO/GERMANY-FAG	Coolant pump	Joint-venture
Tool turret	GERMANY-SAUTER(GPM)/TAIWAN-TCSM	Electricity parts	FRANCE-SCHNEIDER
		Nuts	TAIWAN-YINSH

Standard configuration:

- SYNTEC 220TB CNC controller
- Dual spindles
- Main spindle side powered tool turret with Y axes
- Sub-spindle side VDI20 non-powered tool turret
- Hydraulic collet chuck

Optional configuration:

- FANUC 0i TF CNC controller
- Tool setting probe
- Parts catcher

Specification:			
Item	Specification	Unit	BL-H50SY2
Capacity	Max. turning dia	mm	Φ300
	Max. turning length	mm	350
Main spindle	Spindle bore	mm	Φ56 Φ62*
	Spindle end type	/	A2-5(electro-spindle) A2-6(mechanical spindle)*
	Spindle speed	rpm	5000 4200*
	Spindle max. bar through dia.	mm	Φ42/Φ44* Φ50/Φ51*
	Clamping device	/	CL-42 collet chuck/6" chuck* CL-50 collet chuck/8" chuck*
	Spindle motor	kw	11.3 11/15*
	Sub-spindle	Spindle bore	mm
Spindle end type		/	A2-5
Spindle speed		rpm	5000
Spindle max. bar through dia.		mm	Φ42/Φ44*
Clamping device		/	CL-42 collet chuck/6" chuck*
Spindle motor		kw	11.3(electro-spindle)
X1/Y/Z1/X2/Z2 axes	Linear guideway type	/	ROLLER type
	X1/Y/Z1/X2/Z2 axes linear guideway width	mm	30/35/35/30/35
	X1/Y/Z1/X2/Z2 axes travel	mm	200/100/450/220/420
	X1/Y/Z1/X2/Z2 axes motor	kw	2.4/2.4/2.4/2.4/2.4(SYNTEC);1.8/1.8/1.8/1.8/1.8(FANUC)
	X1/Y/Z1/X2/Z2 axes rapid moving speed	m/min	24/15/24/24/24
Left side tool turret	Tool turret type	/	VDI20 Hydraulic servo tool turret(non-powered)
	Tool qty	/	8T
	Toolshank size	mm	16×16, Φ25
Right side tool turret	Tool turret type	/	BMT55 Servo powered tool turret
	Tool qty	/	12T
	Toolshank size	mm	25×25, Φ32
	Live tool motor power	kw	2.3(SYNTEC)/2.7(FANUC)
	Live tool max. speed	rpm	5000(SYNTEC)/4000(FANUC)
Accuracy	X1/Y/Z1/X2/Z2 axes positioning accuracy	mm	0.006/0.008/0.008/0.006/0.007
	X1/Y/Z1/X2/Z2 axes repeat positioning accuracy	mm	0.003/0.004/0.004/0.003/0.004
	Spindle nose runout	mm	≤0.003
Others	Coolant pump motor	w	500
	N.W.	kg	4900

*As option